

2-MEMORY



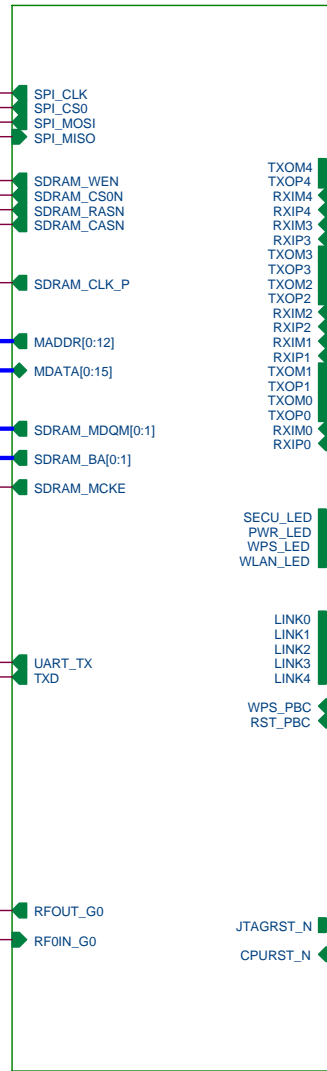
2-MEMORY

3-WLAN



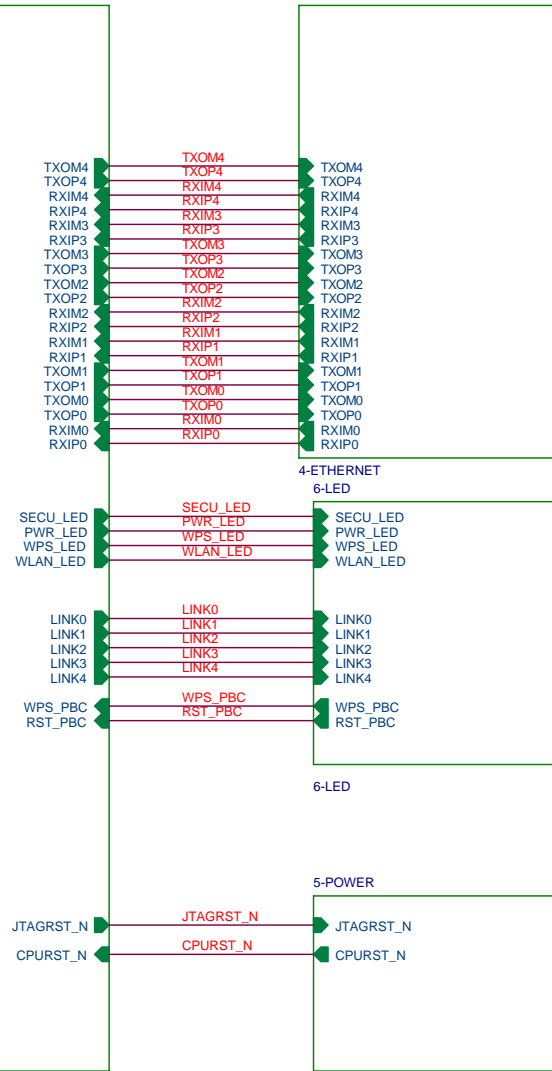
3-WLAN

1-CPU-RT5350




1-CPU-RT5350

4-ETHERNET



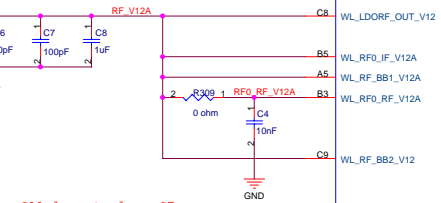
4-ETHERNET

Filename: AP-RT5350-V22-SPI-SDRAM-1X1-101019.DSN

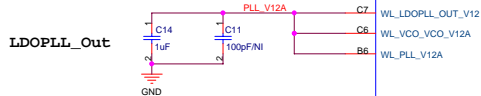
		RALINK TECHNOLOGY, CORP. CONFIDENTIAL	
		Title: 11n 2.4G AP-RT5350	
Size: B	Document Number: AP-RT5350-V22.SCH	Rev: 2.2	
Date: Wednesday, October 20, 2010	Sheet: 1	of: 16	

LDORF_Out

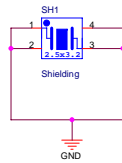
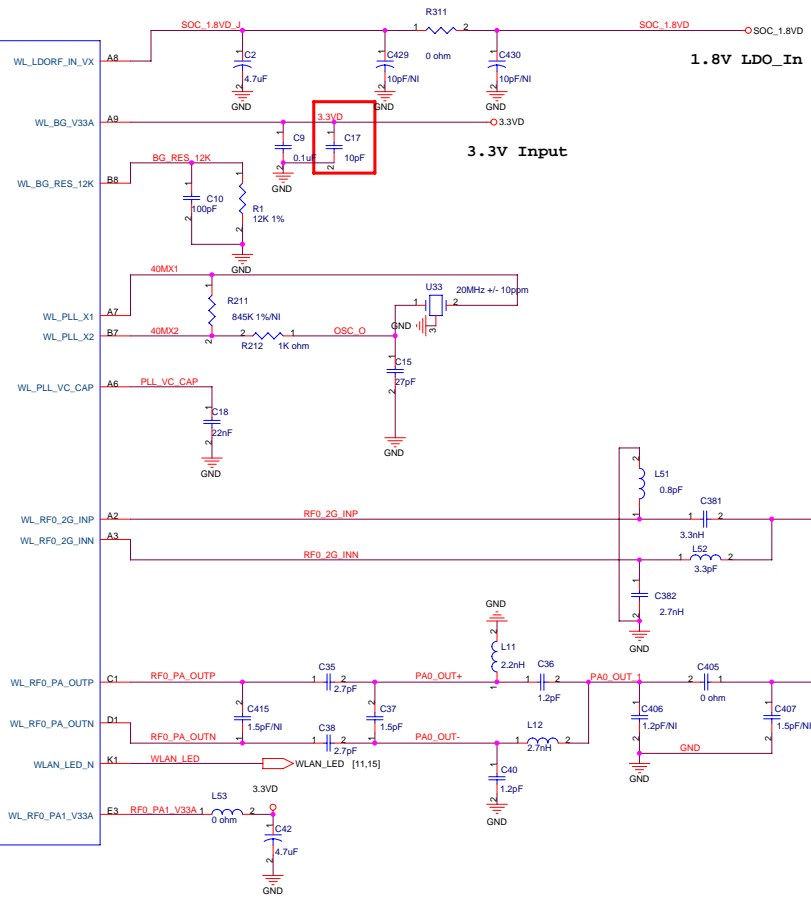
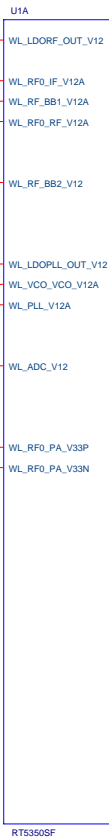
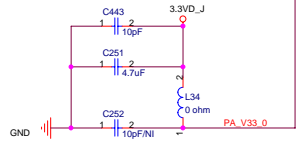
C8 layout close D8

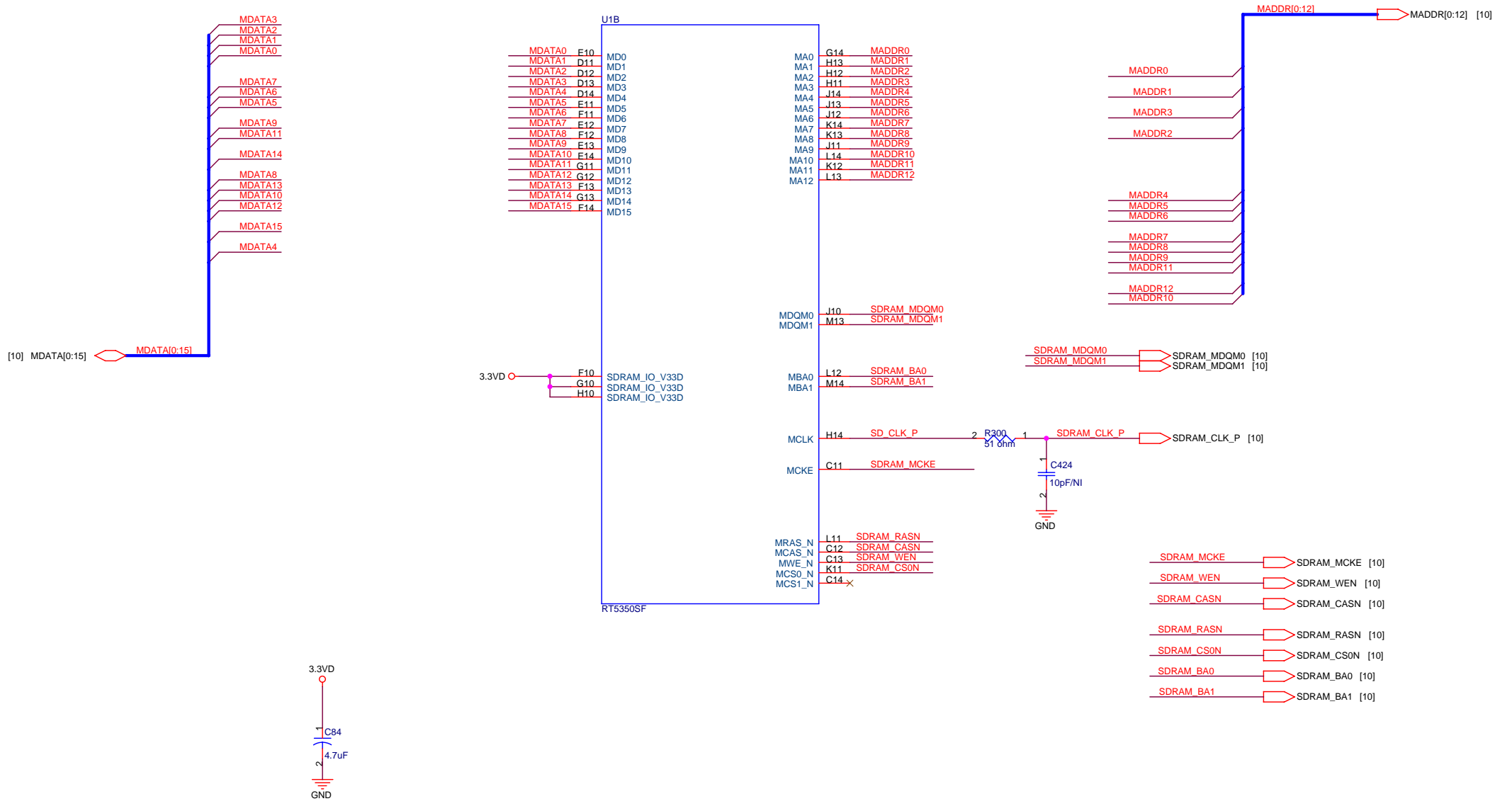


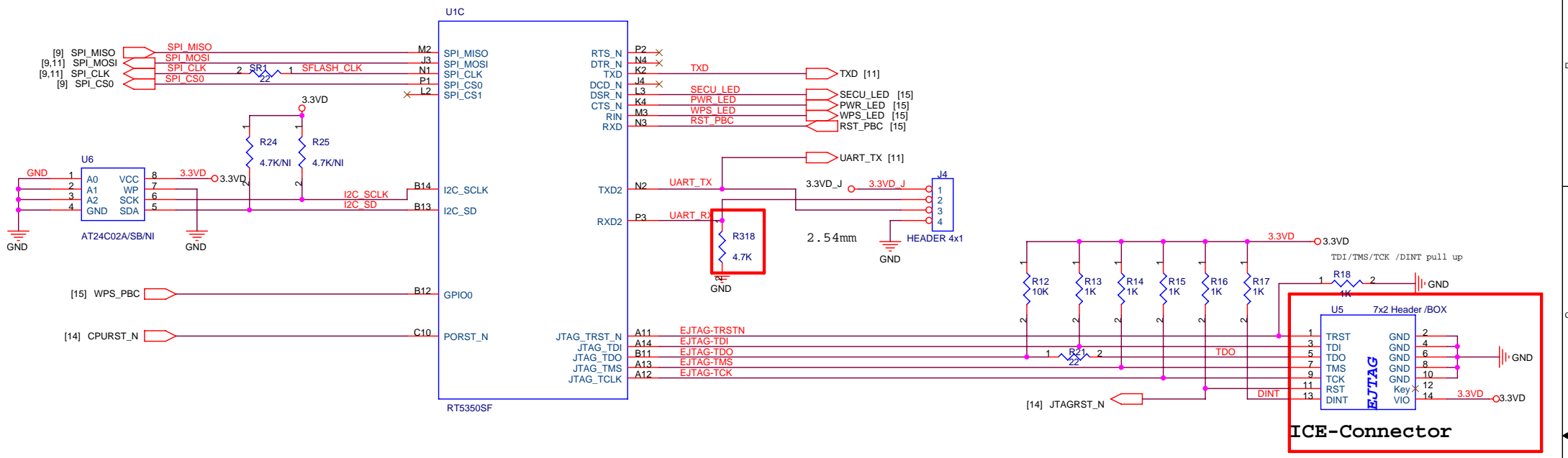
C11 layout close C7

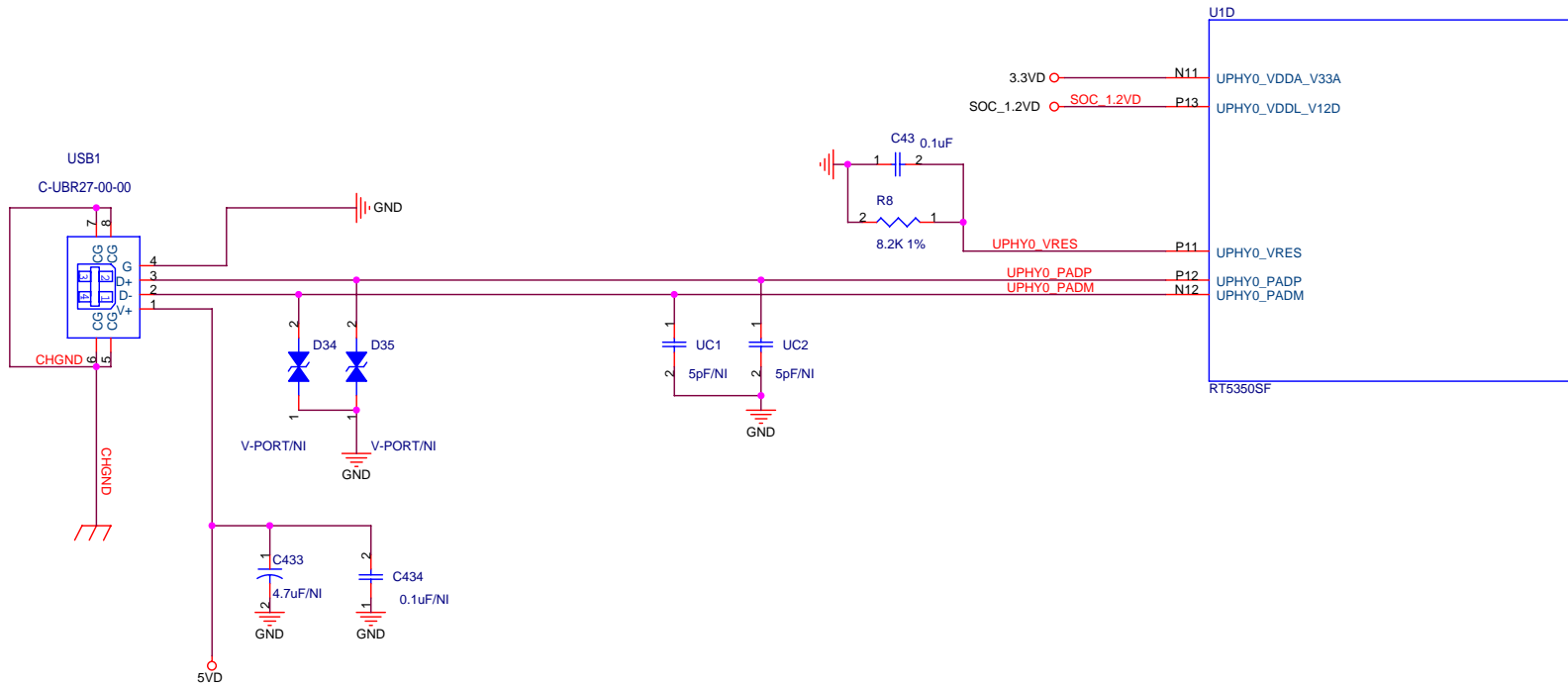


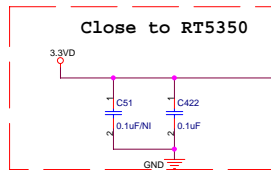
L34 ,C252 layout close C1 and F1



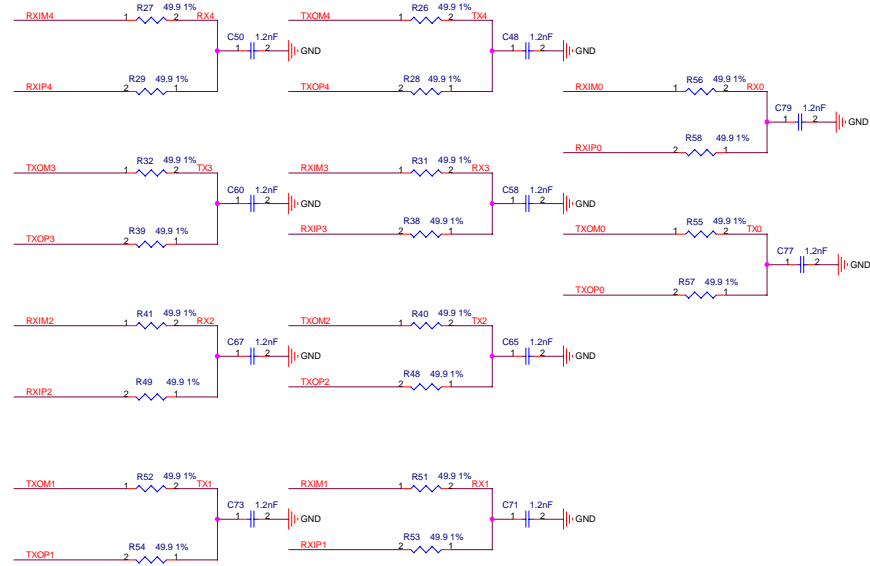
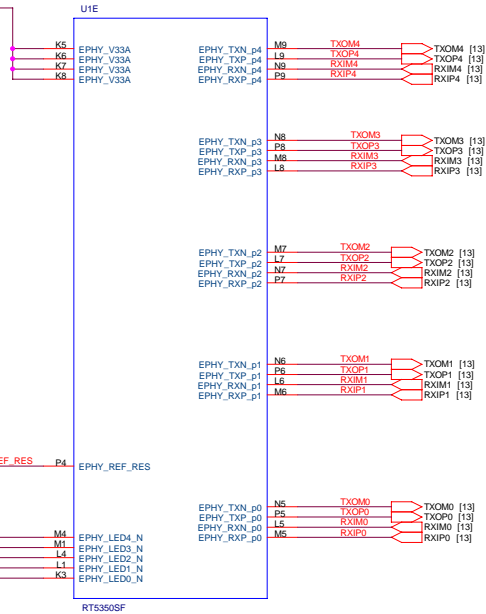
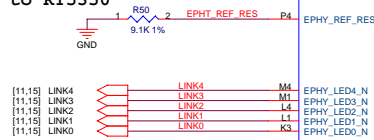




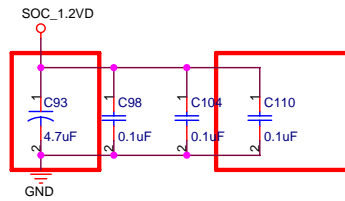
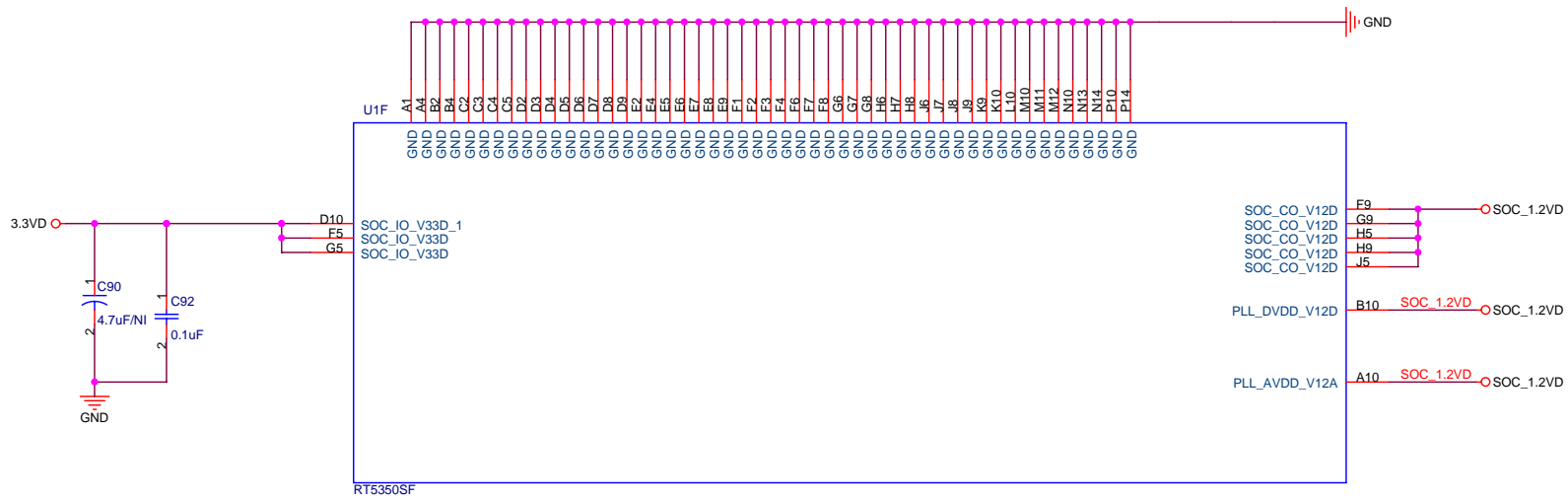





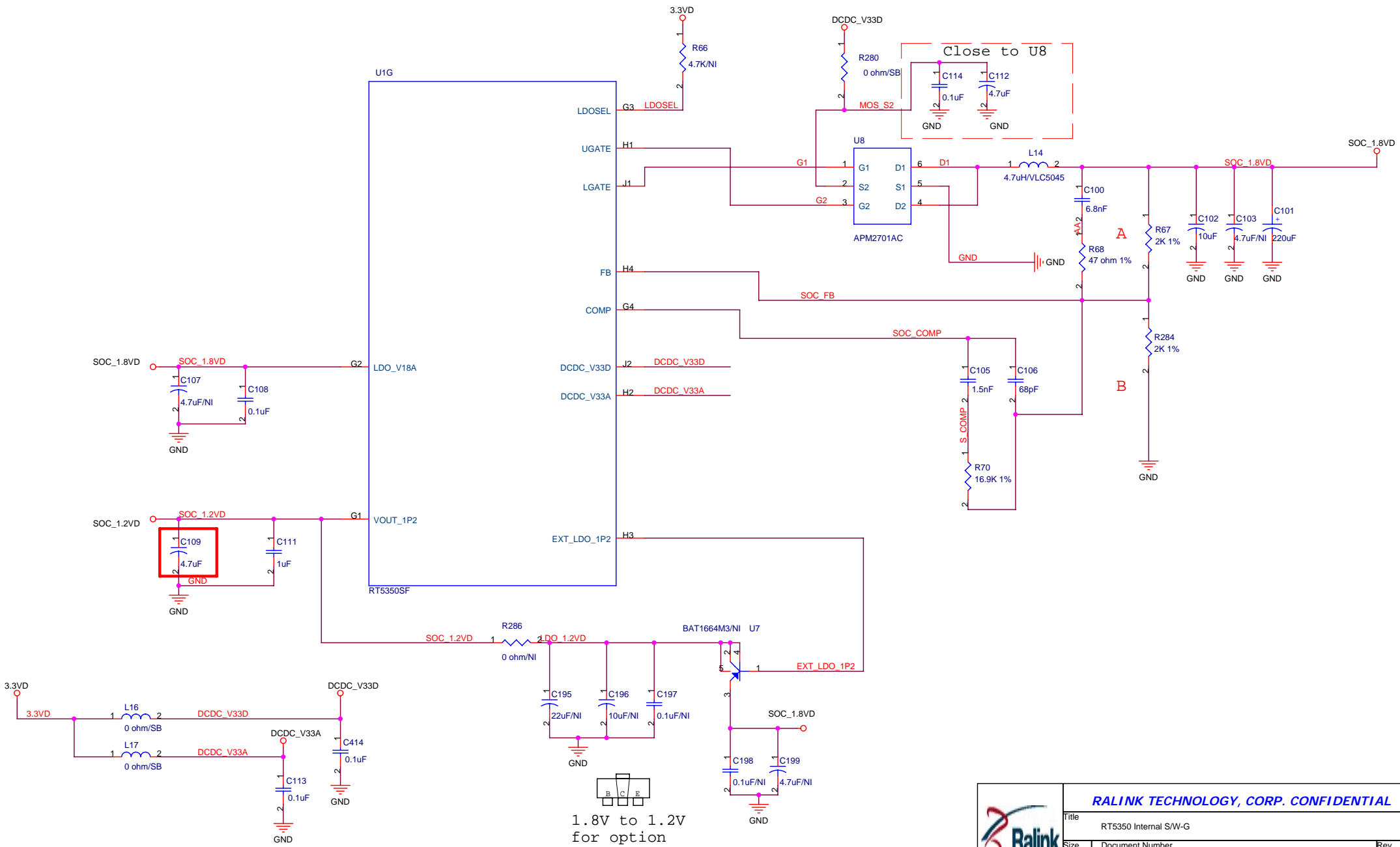
Close to RT5350



PHY address 5'd0	-> Internal PHY for port 0
PHY address 5'd1	-> Internal PHY for port 1
PHY address 5'd2	-> Internal PHY for port 2
PHY address 5'd3	-> Internal PHY for port 3
PHY address 5'd4	-> Internal PHY for port 4
PHY address 5'd5	-> default for the external Port 5
PHY address 5'd5 ~ 5'd31 are free for the external PHY.	



		RALINK TECHNOLOGY, CORP. CONFIDENTIAL	
		Title: RT5350 Power-F	
Size: B	Document Number: 16-RT5350 Power-F.SCH		Rev: 2.2
Date: Thursday, October 21, 2010	Sheet: 7	of 16	

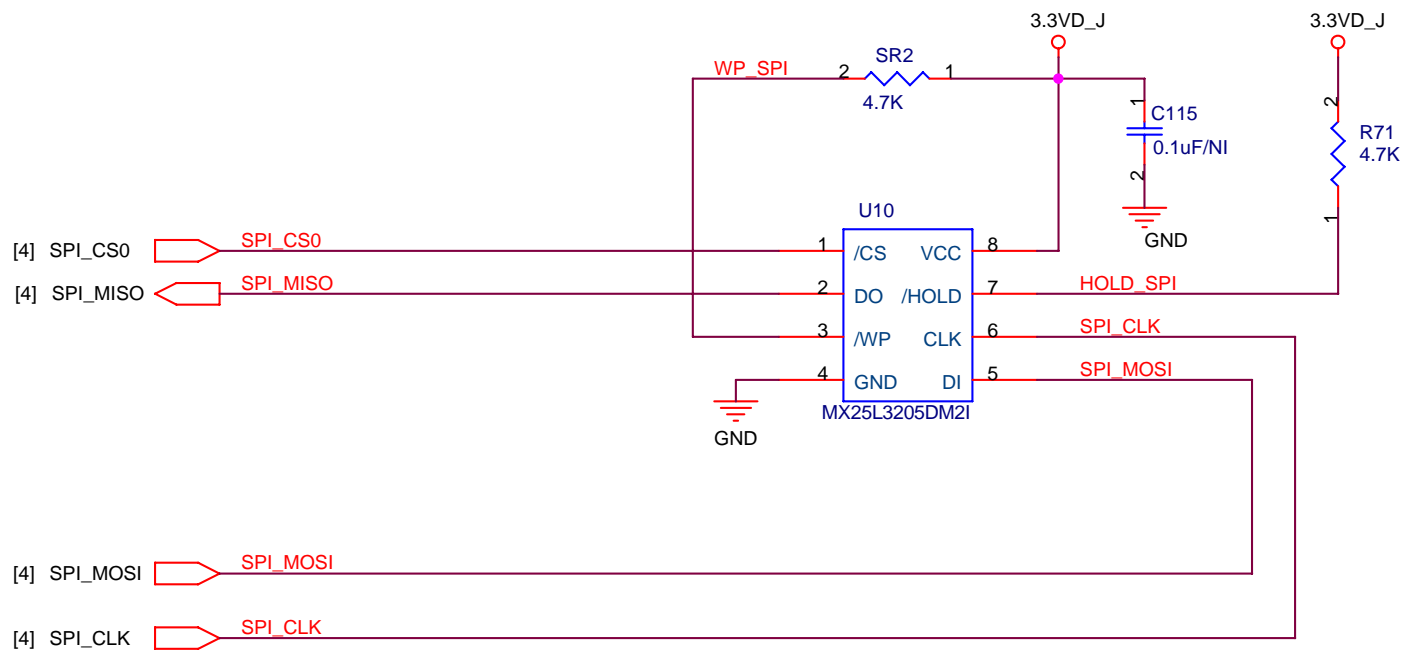


1.8V to 1.2V
for option



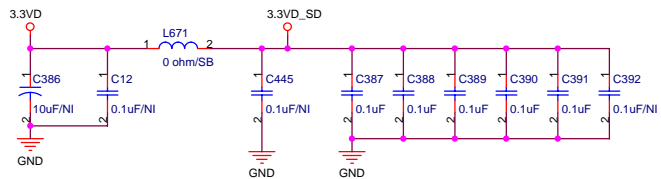
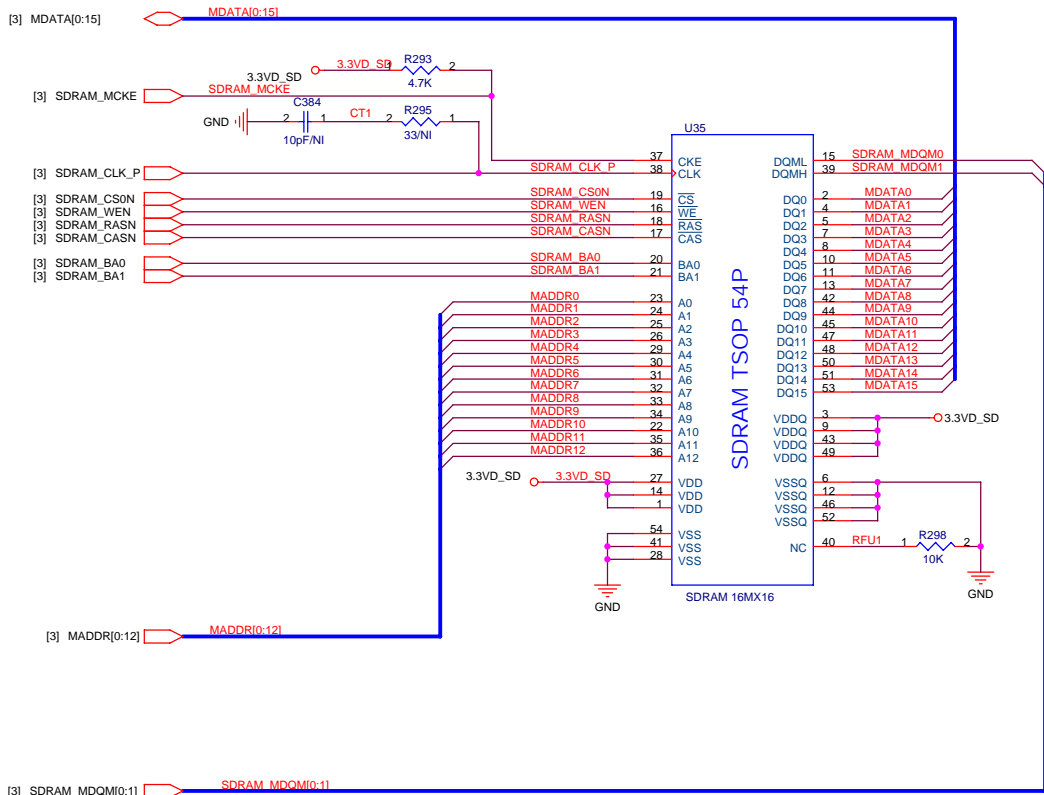
RALINK TECHNOLOGY, CORP. CONFIDENTIAL

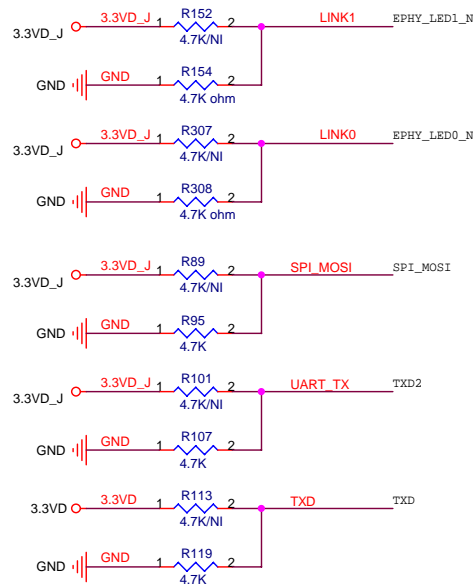
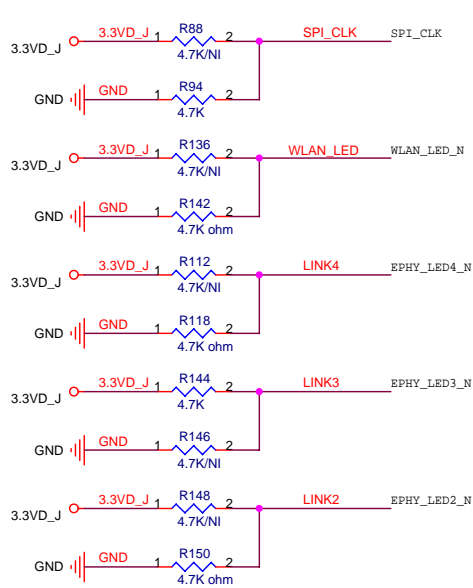
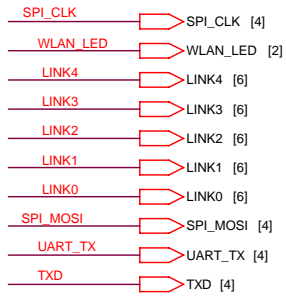
Title			RT5350 Internal S/W-G		
Size			Document Number		
B			17-RT5350 Internal SW-G.SCH		Rev
					2.2
Date:			Thursday, October 21, 2010		
			Sheet 8 of 16		



RALINK TECHNOLOGY, CORP. CONFIDENTIAL

Title		
SPI Flash		
Size	Document Number	Rev
A	21-SPI Flash.SCH	2.2
Date:	Monday, October 18, 2010	Sheet 9 of 16





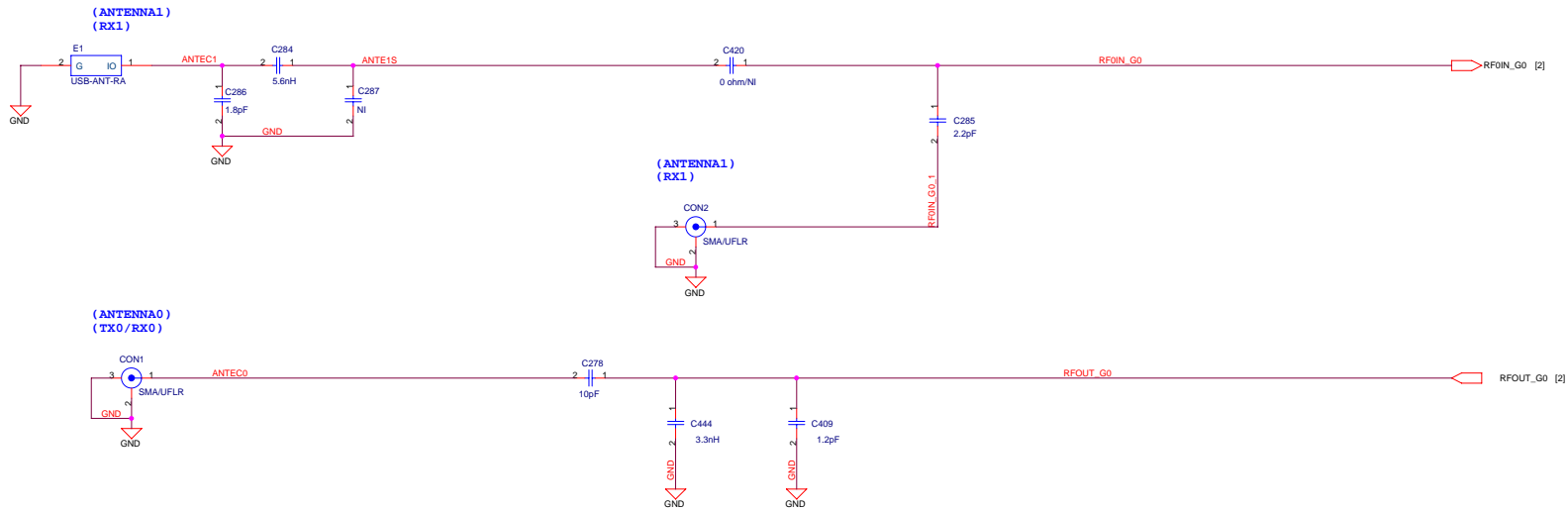
RT5350 Boot Up Strapping

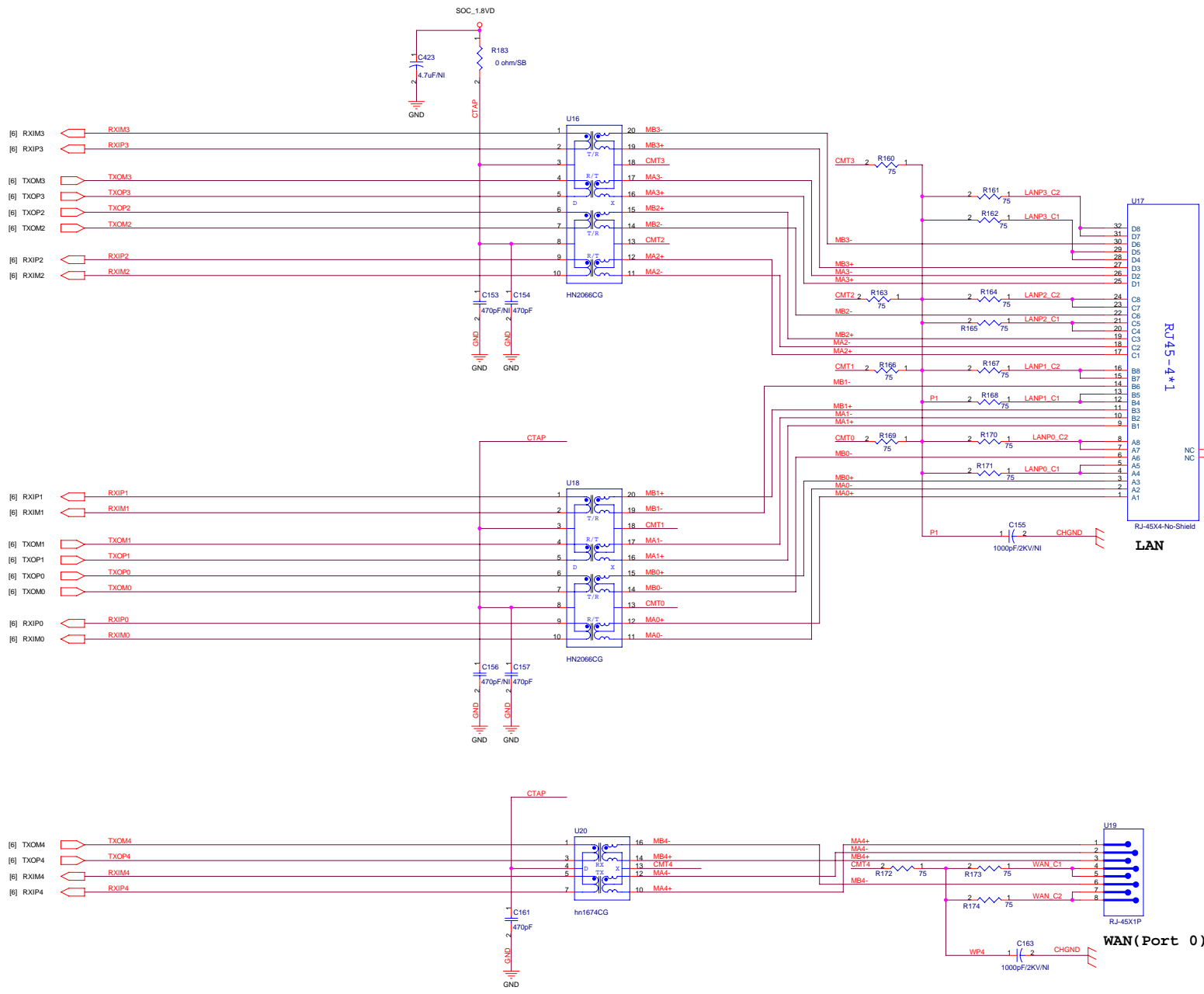
Pin Name	Description	Value=0	Value=1
SPI_CLK	XTAL_FREQ_HI	20MHz	40MHz
WLAN_LED_N	Big Endian	Little Endian	Big Endian
EPHY_LED4_N	DRAM_FROM_EE	from boot strapping	from EEPROM
{EPHY_LED3_N, EPHT_LED2_N}	DRAM_SIZE	INIC/AP(SDR) 0: 2MB/8MB 1: 8MB/16MB 2: 16MB/32MB 3: 32MB/64MB	
{EPHY_LED1_N, EPHT_LED0_N}	CPU_CLK_SEL	CPU clock select 0: 360MHz 1: Reserved 2: 320MHz 3: 300MHz	
{SPI_MOSI, TXD2, TXD}	CHIP_MODE[2:0]	A vector to set chip function/test/debug modes 0 : Normal mode(boot fromSPI serial flash) 1 : iNIC-USB mode 2 : Reserved 3 : Reserved 4 : Reserved 5 : iNIC-PHY mode 6 : SCAN mode 7 : TEST/DEBUG mode	



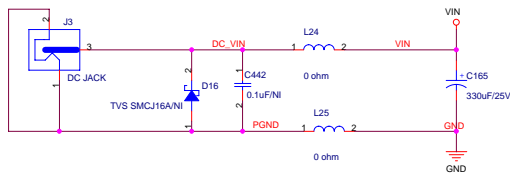
RALINK TECHNOLOGY, CORP. CONFIDENTIAL

Title		CONFIG
Size	Document Number	Rev
B	23-CONFIG.SCH	2.2
Date:	Monday, October 18, 2010	Sheet 11 of 16

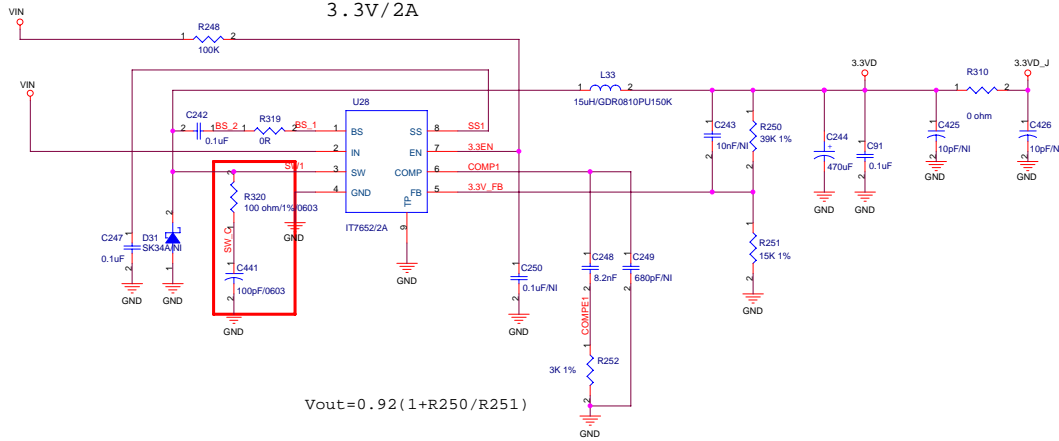




5V DC ADAPTER



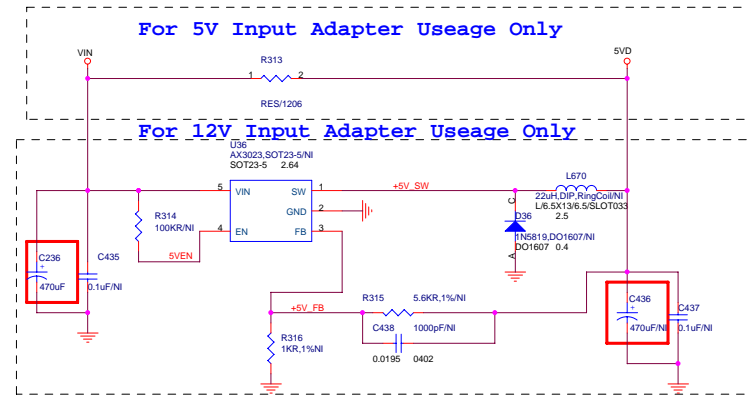
3.3V/2A



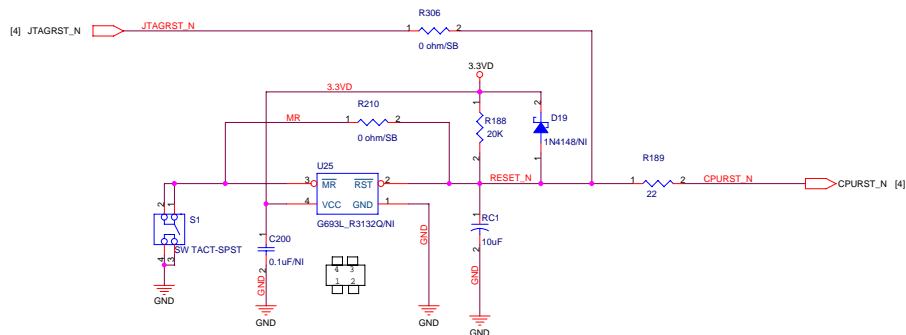
$$V_{out} = 0.92(1 + R_{250}/R_{251})$$

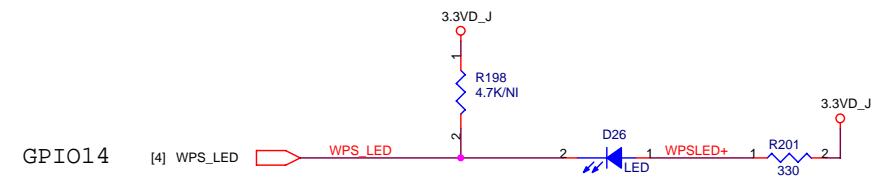
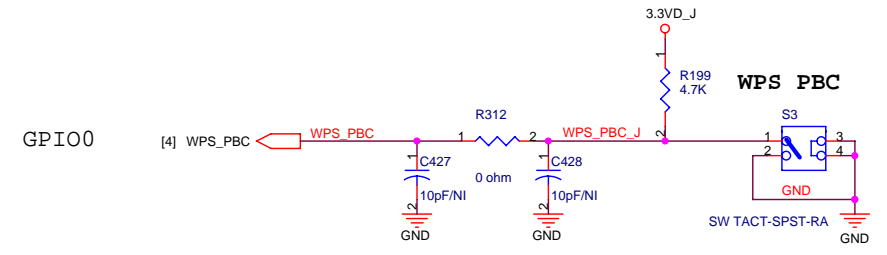
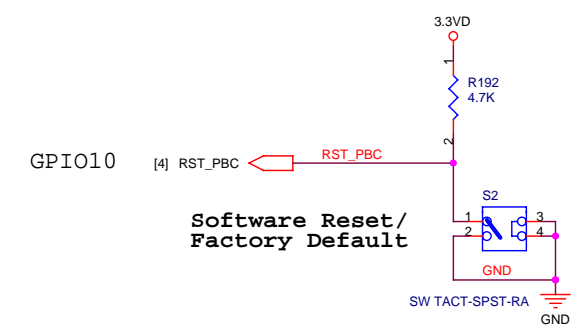
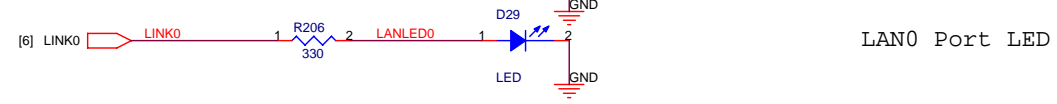
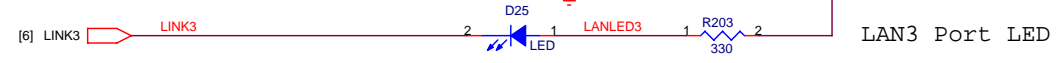
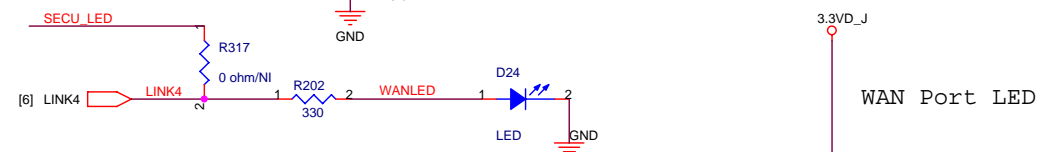
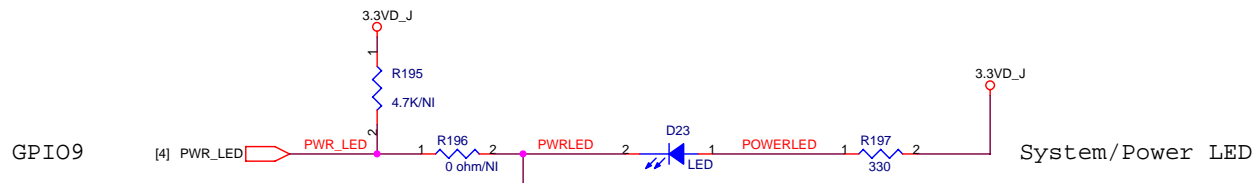
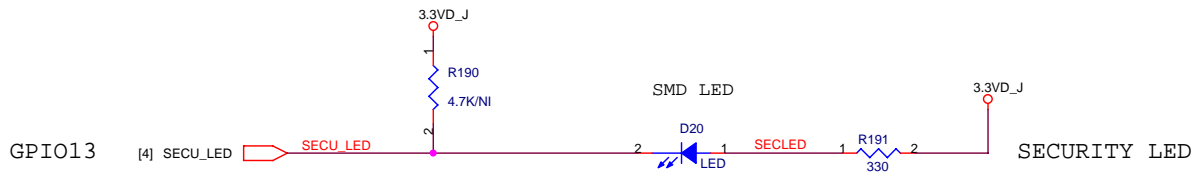
For 5V Input Adapter Usage Only


For 12V Input Adapter Usage Only

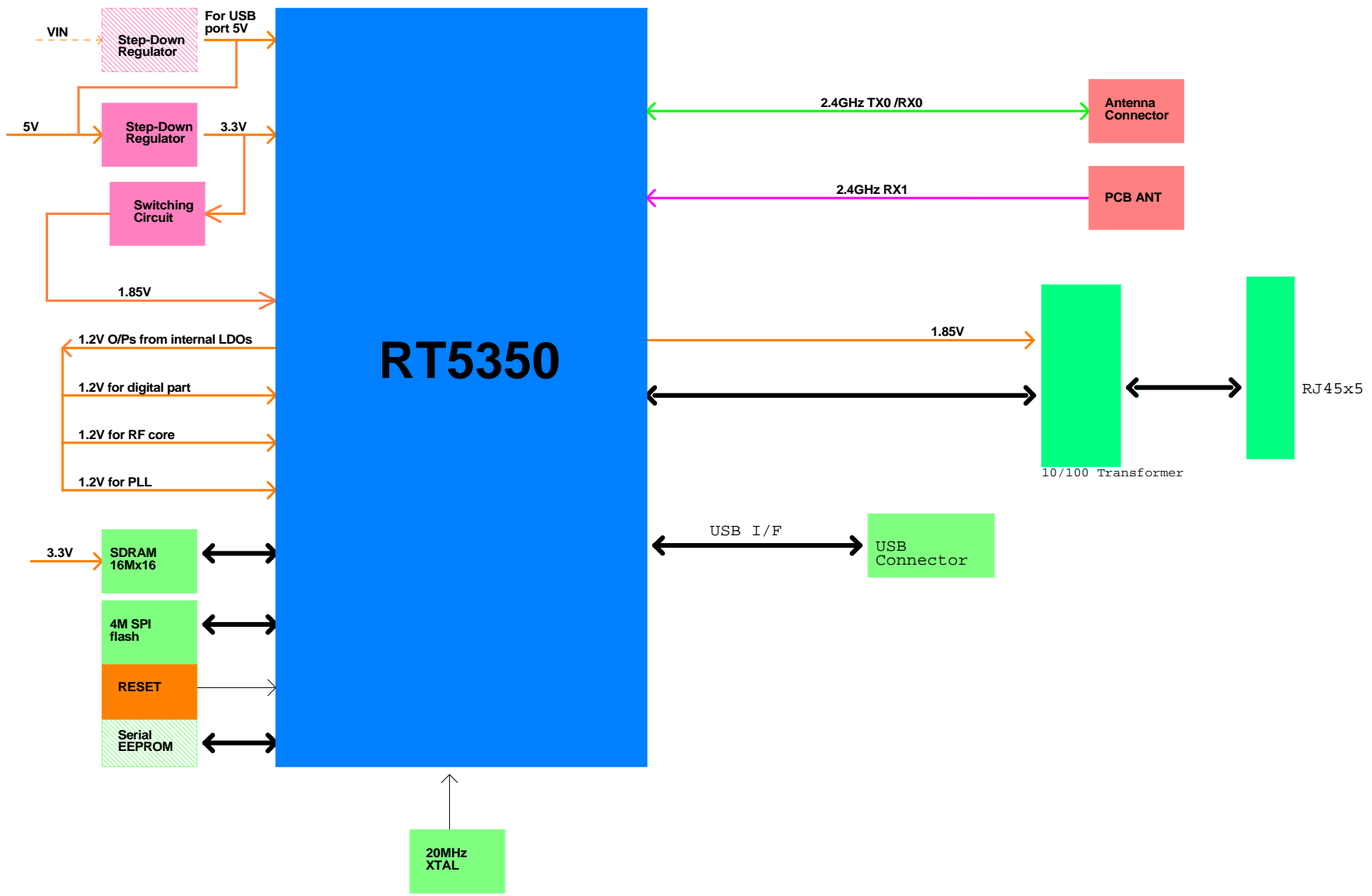


Reset Circuit





	RALINK TECHNOLOGY, CORP. CONFIDENTIAL		
	Title: LED		
Size: B	Document Number: 6-LED.SCH		Rev: 2.2
Date: Monday, October 18, 2010	Sheet: 1	of: 15	16



射频和天线设计培训课程推荐

易迪拓培训(www.edatop.com)由数名来自于研发第一线的资深工程师发起成立,致力并专注于微波、射频、天线设计研发人才的培养;我们于 2006 年整合合并微波 EDA 网(www.mweda.com),现已发展成为国内最大的微波射频和天线设计人才培养基地,成功推出多套微波射频以及天线设计经典培训课程和 ADS、HFSS 等专业软件使用培训课程,广受客户好评;并先后与人民邮电出版社、电子工业出版社合作出版了多本专业图书,帮助数万名工程师提升了专业技术能力。客户遍布中兴通讯、研通高频、埃威航电、国人通信等多家国内知名公司,以及台湾工业技术研究院、永业科技、全一电子等多家台湾地区企业。

易迪拓培训推荐课程列表: <http://www.edatop.com/peixun/tuijian/>



射频工程师养成培训课程套装

该套装精选了射频专业基础培训课程、射频仿真设计培训课程和射频电路测量培训课程三个类别共 30 门视频培训课程和 3 本图书教材;旨在引领学员全面学习一个射频工程师需要熟悉、理解和掌握的专业知识和研发设计能力。通过套装的学习,能够让学员完全达到和胜任一个合格的射频工程师的要求...

课程网址: <http://www.edatop.com/peixun/rfe/110.html>

手机天线设计培训视频课程

该套课程全面讲授了当前手机天线相关设计技术,内容涵盖了早期的外置螺旋手机天线设计,最常用的几种手机内置天线类型——如 monopole 天线、PIFA 天线、Loop 天线和 FICA 天线的设计,以及当前高端智能手机中较常用的金属边框和全金属外壳手机天线的设计;通过该套课程的学习,可以帮助您快速、全面、系统地学习、了解和掌握各种类型的手机天线设计,以及天线及其匹配电路的设计和调试...

课程网址: <http://www.edatop.com/peixun/antenna/133.html>



WiFi 和蓝牙天线设计培训课程

该套课程是李明洋老师应邀给惠普 (HP)公司工程师讲授的 3 天员工内训课程录像,课程内容是李明洋老师十多年工作经验积累和总结,主要讲解了 WiFi 天线设计、HFSS 天线设计软件的使用,匹配电路设计调试、矢量网络分析仪的使用操作、WiFi 射频电路和 PCB Layout 知识,以及 EMC 问题的分析解决思路等内容。对于正在从事射频设计和天线设计领域工作的您,绝对值得拥有和学习!...

课程网址: <http://www.edatop.com/peixun/antenna/134.html>



CST 学习培训课程套装

该培训套装由易迪拓培训联合微波 EDA 网共同推出,是最全面、系统、专业的 CST 微波工作室培训课程套装,所有课程都由经验丰富的专家授课,视频教学,可以帮助您从零开始,全面系统地学习 CST 微波工作的各项功能及其在微波射频、天线设计等领域的设计应用。且购买该套装,还可超值赠送 3 个月免费学习答疑...

课程网址: <http://www.edatop.com/peixun/cst/24.html>



HFSS 学习培训课程套装

该套课程套装包含了本站全部 HFSS 培训课程,是迄今国内最全面、最专业的 HFSS 培训教程套装,可以帮助您从零开始,全面深入学习 HFSS 的各项功能和在多个方面的工程应用。购买套装,更可超值赠送 3 个月免费学习答疑,随时解答您学习过程中遇到的棘手问题,让您的 HFSS 学习更加轻松顺畅...

课程网址: <http://www.edatop.com/peixun/hfss/11.html>

ADS 学习培训课程套装

该套装是迄今国内最全面、最权威的 ADS 培训教程,共包含 10 门 ADS 学习培训课程。课程是由具有多年 ADS 使用经验的微波射频与通信系统设计领域资深专家讲解,并多结合设计实例,由浅入深、详细而又全面地讲解了 ADS 在微波射频电路设计、通信系统设计和电磁仿真设计方面的内容。能让您在最短的时间内学会使用 ADS,迅速提升个人技术能力,把 ADS 真正应用到实际研发工作中去,成为 ADS 设计专家...

课程网址: <http://www.edatop.com/peixun/ads/13.html>



我们的课程优势:

- ※ 成立于 2004 年,10 多年丰富的行业经验,
- ※ 一直致力并专注于微波射频和天线设计工程师的培养,更了解该行业对人才的要求
- ※ 经验丰富的一线资深工程师讲授,结合实际工程案例,直观、实用、易学

联系我们:

- ※ 易迪拓培训官网: <http://www.edatop.com>
- ※ 微波 EDA 网: <http://www.mweda.com>
- ※ 官方淘宝店: <http://shop36920890.taobao.com>